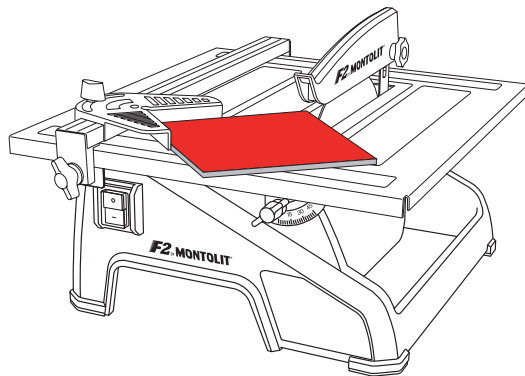
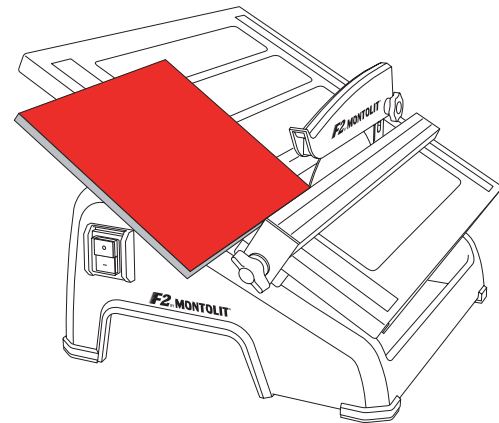







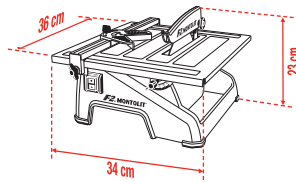
90°



45°



JOLLY

ART.										
		Lungh. massima di taglio Maximum cutting length		Spess. massimo di taglio Maximum cutting thickness		Diametro e foro disco Blade and central bore diam.		Peso Weight		
	V~ / kW (HP)	cm	inch	cm	inch	mm	inch	kg	lbs	
905EVO2	230/0,45 (0,6HP)	Illimitato Unlimited		0 ÷ 3,5	0 ÷ 1-3/8	180/25,4	7 / 1	7,1	15,6	

DISCO DIAMANTATO INCLUSO - DIAMOND BLADE INCLUDED: **CE180**

